

# THIS IS WHERE IT STARTS



## TAKE THE NEXT STEP ON YOUR FITNESS JOURNEY AND FREE YOUR WORKOUT.

### FREE YOUR WORKOUT WITH INSPIRING WIRELESS SOUND

Get motivated before, during and after your workout with rich, inspirational wireless sound; we all perform better when our favorite songs fire us up. Jabra Sport Pace benefits from easy to control music – the earbud controls allow you to jump around your music to suit your workout mood. The rapid charge capability allows you to gain an hour’s workout with just 15 minutes of charging – top-up while you lace-up!

### GET FITTER, QUICKER WITH ON DEMAND TRAINING GUIDANCE

Jabra Sport Pace is more than just music motivation, it’s a training guide. Jabra Sport Pace keeps you on pace and gives you in-ear audio guidelines and training tips through your workout with the Jabra Sport Life™ App. The Jabra Sport Life app lets you plan, monitor and evaluate your performance by measuring your pace, calories burned, distance and route, using the GPS of your phone while training outside. It has a built-in fitness test so that you can keep track of your development. Jabra Sport Pace also integrates with leading 3rd party fitness applications to unify your training history.

### WORK OUT WITH CONFIDENCE – IT WON’T LET YOU DOWN

Work out without distraction, with ultra-secure fit earbuds that allow you to concentrate on your workout. Work out in confidence, with earbuds tested to go the distance – built to withstand exercise in any weather; sweat- and storm resistant tested towards US Military weather and shock standards (IP54 rated). Jabra Sport Pace is ready to work out when you are, with reflective cables for night running.

### BUILT FOR THE MOST INTENSE WORKOUTS

Train with intensity with the incredibly light, and ultra-secure earbuds that lock into place and won’t fall out. With more than 145 years of research and development experience on intelligent audio solutions, including hearing aids, nobody understands the human ear better than Jabra. Concentrate on your training in full confidence with the sports earbuds built towards US Military rain, shock, sand and dust standards (IP54 Rated).



## REASONS TO CHOOSE JABRA SPORT PACE™ WIRELESS

- In-ear pace manager
- Premium sound quality for enhanced music motivation
- Designed to withstand the toughest running and training conditions (IP54 rated)
- Options to customize for a secure and comfortable fit
- Easy transition from music to making and receiving calls

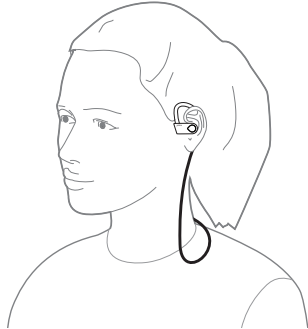
## COLOR VARIANTS



## QUICK START GUIDE - GET STARTED UNDER 5 MINUTES

### 1 HOW TO WEAR

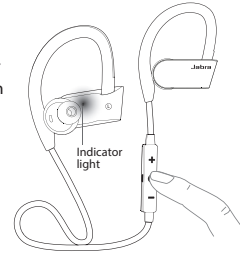
The earphones must be correctly fitted for optimal sound quality and comfort. View the Fitting guide on the Jabra Sport Life app for more information.



### 2 HOW TO CONNECT

#### CONNECT TO A BLUETOOTH DEVICE

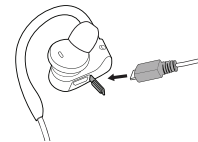
1. Turn on Bluetooth on your mobile phone.
2. Press and hold the **Multi-function** button on the controller until the indicator light on the left earbud flashes blue. Release the button.
3. Follow the voice-guided connection instructions to connect to your Bluetooth device.



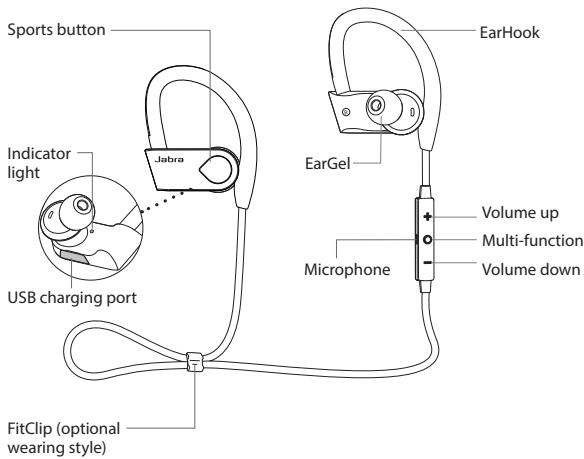
#### CHARGING

Pull back the charging cover to expose the USB charging port. If out of battery, rapid charge the earphones for 15 minutes to get 1 hour of battery time.

It takes approx. 2 hours to fully charge the battery.

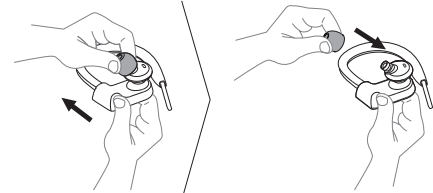
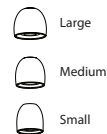


### 3 HOW TO USE



#### SELECT THE CORRECT EARGEL SIZE

For the optimal audio experience, try each of the different eargel sizes. The fit should feel tight and secure in your ear.



#### USING THE FITCLIP (OPTIONAL)

The FitClip secures the cable behind your neck.



CALLS AND MUSIC		
Turn on/off	Press and hold (3 sec) the <b>Multi-function</b> button until the indicator light flashes	
Play/pause music	Tap the <b>Multi-function</b> button	
Answer/end call	Tap the <b>Multi-function</b> button	
Reject call	Double-tap the <b>Multi-function</b> button	
Redial last number	When not on a call, double-tap the <b>Multi-function</b> button	
Adjust volume	Tap the <b>Volume up</b> or <b>Volume down</b> button	
Skip track	Press and hold (2 secs) the <b>Volume up</b> or <b>Volume down</b> button	
Mute	Tap both the <b>Volume up</b> and <b>Volume down</b> buttons at the same time	
Battery status	Tap the <b>Volume up</b> or <b>Volume down</b> button, when not on a call or when listening to music	

BEFORE WORKOUT		
Start Sport app*	Tap the <b>Sports</b> button on the left earbud	
Start workout*	Press and hold (1 sec) the <b>Sports</b> button on the left earbud	
DURING WORKOUT		
Pause/resume workout*	Press and hold (1 sec) the <b>Sports</b> button	
Listen to <i>on-the-go</i> updates*	Tap the <b>Sports</b> button	
Disable/enable <i>on-the-go</i> updates*	Double-tap the <b>Sports</b> button	

\*requires Jabra Sport Life app

## FEATURES AND SPECIFICATIONS

- Premium wireless stereo sound
- Integrated Training Management with Jabra Sport Life app
- Dedicated sport life button for on demand updates
- Controls on headset allow users to remote control their music and calls
- Ultra Light at 21.61g (0.762oz)
- Built towards US military standard rain, shock, sand and dust resistance (IP54 Rated)
- Connects to 2 devices at same time via Advanced Multiuse™
- Long talk & music time – 5hrs talk/music time, 5 days standby time